

# Goods-Classifying Software Specification

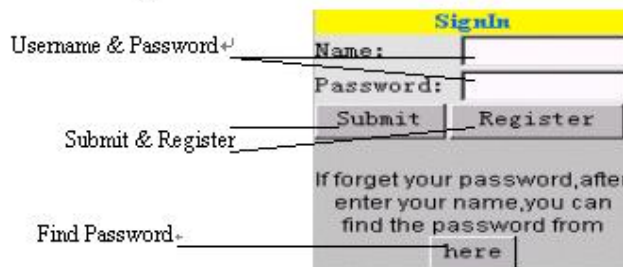
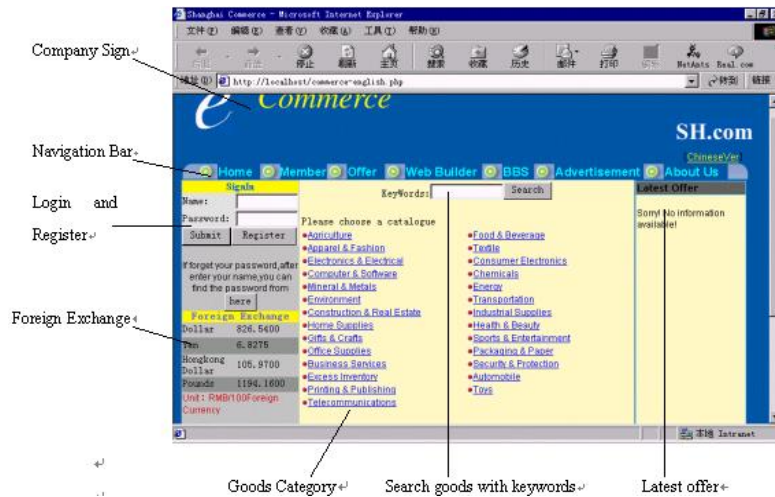
## 1. Software Introduction

With the worldwide application of Internet, more and more people use this tool to issue some goods information, e.g. somebody's request for purchase or selling something. To provide these people the service, we produce the Goods-Classifying Software Package. Because we found some web sites' goods categories were too bad, we tried our best to classify all goods exactly and particularly. Moreover, for one child category is affiliated to some parent categories, we made it affiliated to corresponding parent categories for being convenient for these people.

The Software has many following features:

- Very easy to use for users
- Convenient and Quick online management
- Exact and particular goods category
- Users can enter some category to view information directly
- Users can view some company homepage affiliated corresponding category
- Listing the latest goods information in time
- Listing the latest goods users issued in time
- Free membership
- Only members can issue goods information
- Strong search engine for finding goods information
- Providing Chinese(GB) and English interface
- Providing the foreign exchange ratio in common use
- Members can view and modify the information that had be issued by them before
- Easy extended system which will be only enlarged some hard space
- Information issued by users will be placed under the corresponding category automatically

The first interface (Index Page) of the software package is showed as follows:



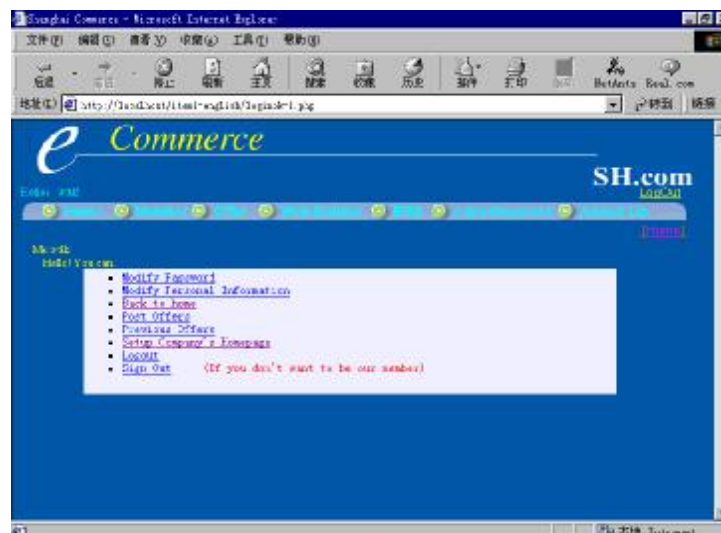
## 2. Specification For Users

### 2. 1. Login and Register

If you are not our member, you must register at first (The membership is free for all people). Click "Register" button to begin to register, c.f. the figure above. Fill in the personal information table and click "Submit" button to finish your register (Notice: The item followed by \* represents the one you must fill.). The Figure is

showed in the next page.

If you are our member, you can fill the username and password in and click "Login" button to go back to the Index Page. Then Click "Member" in the navigation bar to enter the member space. If you forget your password, please click "Find password" button to get back your password.

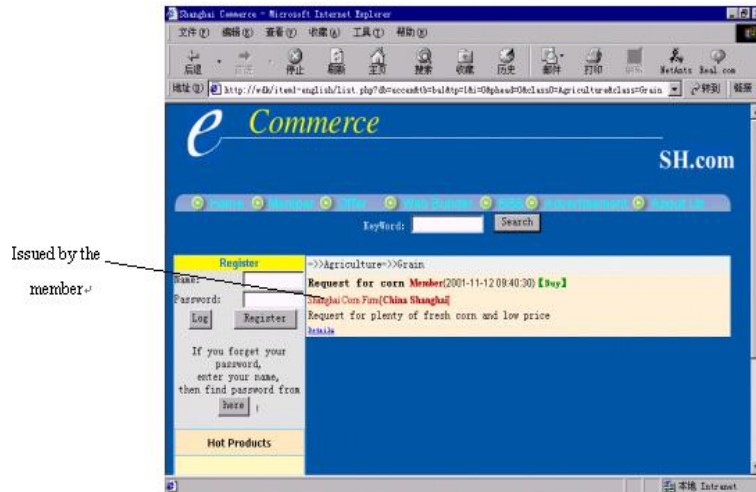


## 2. 2. Member Space

After you have gone to the member space, You can carry through the following operations (Showed in the following figure):

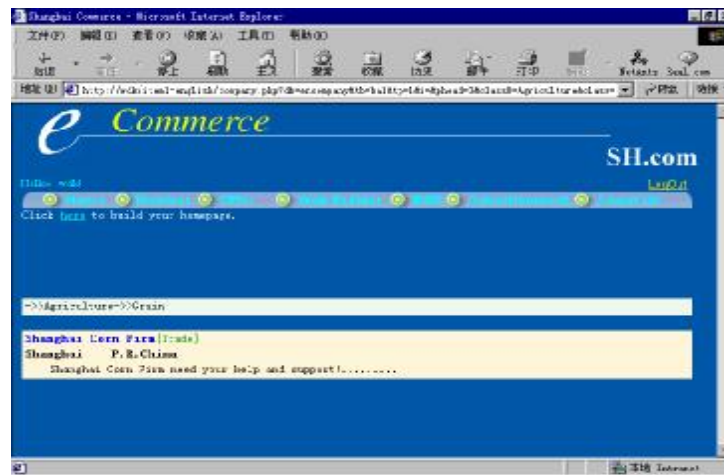
- ● Modify Password
- ● Modify Personal Information
- ● Back to Home(Page)
- ● Post Offers
- ● Previous Offers(i.e. To View and Edit the information issued by you)
- ● Setup Company's Homepage (Required for having installed the HomePage-Building Package)
- ● Logout (In the Index Page,there exists the item "Logout",too)
- ● Sign Out (i.e.To Cancel the your membership)





Input the keyword for the request goods.

## 2. 5. Search Goods by Keywords



## 2. 6. Company Categories

To click the “Web Builder” in the navigation, you can enter the Company category area. The affiliated categories of a certain company are equivalent to the affiliated ones of the company’s services. The listed companies are the ones that have built their homepage in the Home-page-Building Package.

## **2. 7. Logout**

Before the member leaves the web site, he should logout his account for some secure seasons. You can click “Logout” in the any page to logout your account.

## **3. Specification For System Administrator**

Because the module of the management for the System Administrator is supplied with the Chinese Version (GB), please refer to the Chinese Version of the Specification of the Goods-Classifying Software Package.